

# Scholarship Productivity: How to check journal impact factor, number of citations, h-index, Google Scholar report, and RG score

**Dr. Monit Cheung**

Director, Child & Family Center for Innovative Research

**Dr. Patrick Leung**

Director, International Office of Social Work Education

Graduate College of Social Work

University of Houston

Houston, TX 77204-4013

© 2012; 2015; 2016; 2017; 2018; 2021; July 2021

Welcome to the Powerhouse.

UNIVERSITY of HOUSTON

# Purpose

- Check an educator's scholarship productivity for job talk, annual review, tenure or promotion review, etc.
  1. **Journal Impact:** Use the educator's publication record on their curriculum vitae to check the **Journal Impact Factor** of each specific journal of their publications
  2. **Individual Productivity:** Find the educator's scholarship productivity scores such as **h-index, Google Scholar report, and RG score**

# What is a Journal Impact Factor?

## Web of Science

- The **Impact Factor** is calculated by dividing the number of citations in the Journal Citation Report (JCR) year by the total number of articles published in the two previous years.
- An **Impact Factor** of 1.0 in a year means that, the articles published in a specific journal two years ago that have been cited one time on average by other JCR journals.
- [http://admin-apps.webofknowledge.com/JCR/help/h\\_impfact.htm](http://admin-apps.webofknowledge.com/JCR/help/h_impfact.htm)

# 5-year Impact Factor

- The 5-year journal Impact Factor is the **average number of times** articles from the journal published in the **past five years** have been cited in the JCR year.

5-year IF = [Citations in current year to articles/items published in the last five years] divided by [Total number of articles/items published in the last five years]

[http://admin-apps.webofknowledge.com/JCR/help/h\\_impfact.htm](http://admin-apps.webofknowledge.com/JCR/help/h_impfact.htm)

# h-index

- For journal ranking, the h-index is defined as the  $h$  number of articles in the journal received at least  $h$  citations in the coverage years
- For author's ranking, the h-index is defined as the  $h$  number of the author's articles received at least  $h$  citations in the coverage years

In Case1, you have 10 articles published and you ordered them by number of citations cited by others within your coverage years, 2011-2016.

**h=4** (2010-2015)

In Case2, you have only two articles

**h=2** (2010-2015)

| Case2      | #Citations |
|------------|------------|
| Article 1  | 5          |
| Articles 2 | 4          |

| Case1            | #Citations |
|------------------|------------|
| Article 1        | 5          |
| Article 2        | 4          |
| Article 3        | 4          |
| Article 4        | 4          |
| Article 5        | 3          |
| Articles 6 to 10 | 2 or less  |

# g-index for a journal

- **g-index is defined as the highest number  $g$  of papers that together received  $g^2$  or more citations**
- Example:  $g=36$
- Means that this journal has at least 36 papers that received at least 1,296 (or  $36^2$ ) total citations within the coverage year

| Order            | #Citations | Cumulative  | Order             | #Citations | Cumulative                                                                       |
|------------------|------------|-------------|-------------------|------------|----------------------------------------------------------------------------------|
| Article 1        | 840        | <b>840</b>  | Articles 11 to 20 | 9 x 10     | <b>1186</b>                                                                      |
| Article 2        | 98         | <b>938</b>  | Article 21        | 8          | <b>1194</b>                                                                      |
| Article 3        | 78         | <b>1016</b> | Article 22-35     | 7 x 14     | <b>1292</b>                                                                      |
| Article 4        | 20         | <b>1036</b> | Article 36        | 6          | <b>1298 &gt; 36<sup>2</sup></b>                                                  |
| Articles 5 to 10 | 10 x 6     | <b>1096</b> | <b>Article 37</b> | <b>2</b>   | <b>1300 &lt; 37<sup>2</sup></b><br>Must reach 1369 at this article to get $g=37$ |

# g-index for an author

In Case1, you have 10 articles published and you ordered them by number of citations cited by others within your coverage years, e.g., 2010-2015.

**g=4** (2010-2015)

| Case1            | #Citations | Cumulative |
|------------------|------------|------------|
| Article 1        | 5          | 5          |
| Article 2        | 4          | 9          |
| Article 3        | 4          | 13         |
| Article 4        | 4          | $17 > 4^2$ |
| Article 5        | 3          | $20 < 5^2$ |
| Articles 6 to 10 | 2 or less  |            |

In Case2, you have only two articles

**h=2** (2010-2015)

| Case2     | #Citations | Cumulative |
|-----------|------------|------------|
| Article 1 | 5          | 5          |
| Article 2 | 4          | $9 > 2^2$  |

# Check the impact factor of the journal with a specific publication

- Check the Journal Impact Factor of each publication
  - <https://uh.edu/socialwork/academics/cwep/title-iv-e/Journals-Impact-Factor/> (“Journals in Child Welfare and Related Fields”) where major social work journals are listed. The most updated impact factor (JIF), journal citation indicator (JCI), Scimago Journal Rank (SJR) index, and h-index can be found in this file. This list is updated annually.
- If the specific journal is not listed in the file, check the impact factor from Web of Science’s Journal Citation Reports (JCR).





# Journal Impact Factor

## Using Journal Citation Reports (JCR)

When on “Web of Science”, “Products” → “Journal Citation Reports” → Register or log in with UH account

**Step 1:** <https://libraries.uh.edu/> → Databases → W → Web of Science (sign in with your cougarnet ID and password) or check with your university librarian for JCR access

a) When on “Web of Science”, “Products” → “Journal Citation Reports” → Register or log in with UH account

b) For a specific journal: Type in the journal name → click the “search” icon → click the exact journal name (as it may have several similar names) and scroll down to the journal to find the JIF and JCI.

The screenshot shows the Web of Science interface. At the top, the 'Products' menu is circled in red, with an arrow pointing to a dropdown menu. In this menu, 'Journal Citation Reports™ (Classic)' is also circled in red. Below the search bar, the search results for 'social work' are displayed. A red box highlights the 'Social Work' category, which shows '100 journals'. A red arrow points from the search bar to the 'Social Work' category box. Another red arrow points from the 'Social Work' category box to a text box that says 'Social Work'. Below this text box, a note reads: 'May check all journals under the category of “Social Work” by typing “Social Work”'. The 'Social Work' category box is also circled in red.

| JOURNAL NAME           | ISSN/eISSN            |
|------------------------|-----------------------|
| SOCIAL WORK            | 0037-8046 / 1545-6846 |
| SOCIAL WORK RESEARCH   | 1070-5309 / 1545-6838 |
| HEALTH & SOCIAL WORK   | 0360-7283 / 1545-6854 |
| SOCIAL WORK EDUCATION  | 0261-5479 / 1470-1227 |
| Journal of Social Work | 1468-0173 / 1741-296X |

| CATEGORY NAME | NUMBER OF JOURNALS |
|---------------|--------------------|
| SOCIAL WORK   | 100 journals       |

# Master Search

## Category: Social Work

2021: 44 social work journals with Journal Impact Factor and another 45 with Journal Citation Indicator (JCI) only. The first list is now summarized in this [LINK](#).

2021 Social Work Journals extracted from *Web of Science* on July 1, 2021 (Copyright © 2021 Clarivate)

| JIF Rank | Journals with Journal Impact Factor (JIF) under the Category of "Social Work" (hyperlink to submission site) | 2020 JIF* | 2020 JCI++ | 5 Year JIF | Total Citations |
|----------|--------------------------------------------------------------------------------------------------------------|-----------|------------|------------|-----------------|
| 1        | <a href="#">Trauma, Violence, &amp; Abuse</a>                                                                | 10.570    | 2.400      | 10.387     | 4,775           |
| 2        | <a href="#">Child Abuse &amp; Neglect</a>                                                                    | 3.928     | 1.610      | 5.070      | 17,406          |
| 3        | <a href="#">American Journal of Community Psychology</a>                                                     | 3.554     | 1.270      | 4.377      | 8,750           |
| 4        | <a href="#">Journal of Social Policy</a>                                                                     | 3.269     | 1.630      | 4.228      | 2,414           |
| 5        | <a href="#">Family Relations</a>                                                                             | 3.082     | 1.220      | 3.582      | 4,682           |
| 6        | <a href="#">Child Maltreatment</a>                                                                           | 3.051     | 1.640      | 4.850      | 3,266           |
| 7        | <a href="#">Health &amp; Social Care in The Community</a>                                                    | 2.821     | 1.050      | 3.163      | 4,551           |
| 8        | <a href="#">Social Policy &amp; Administration</a>                                                           | 2.738     | 1.170      | 2.691      | 2,253           |
| 9        | <a href="#">Children and Youth Services Review</a>                                                           | 2.393     | 1.140      | 2.944      | 13,303          |
| 10       | <a href="#">Child &amp; Family Social Work</a>                                                               | 2.386     | 0.990      | 2.587      | 2,960           |
| 11       | <a href="#">American Journal of Orthopsychiatry</a>                                                          | 2.364     | 1.110      | 3.287      | 6,051           |
| 12       | <a href="#">Journal of Social Work</a>                                                                       | 2.292     | 1.090      | 2.240      | 985             |
| 13       | <a href="#">Social Work</a>                                                                                  | 2.290     | 1.110      | 3.331      | 2,770           |
| 14       | <a href="#">Journal of Community Psychology</a>                                                              | 2.282     | 0.860      | 2.287      | 4,917           |
| 15       | <a href="#">Research on Social Work Practice</a>                                                             | 2.236     | 1.120      | 2.212      | 2,820           |
| 16       | <a href="#">Social Policy and Society</a>                                                                    | 2.119     | 1.270      | 2.188      | 1,282           |
| 17       | <a href="#">International Journal of Social Welfare</a>                                                      | 1.957     | 0.910      | 2.473      | 1,523           |
| 18       | <a href="#">Children &amp; Society</a>                                                                       | 1.952     | 0.960      | 1.956      | 1,702           |
| 19       | <a href="#">Australian Social Work</a>                                                                       | 1.915     | 1.240      | 1.916      | 1,135           |

# Use “Customize” to generate a list with different indexes

Find in table

Indicators: Custom

Customize

Categories

Filter

1

| Journal name ▾                           | ISSN      | eISSN     | Category           | Total Citations ▾ | 2020 JIF ▾ | 2020 JCI ▾ | 5 Year JIF |
|------------------------------------------|-----------|-----------|--------------------|-------------------|------------|------------|------------|
| Trauma Violence & Abuse                  | 1524-8380 | 1552-8324 | SOCIAL WORK - SSCI | 4,775             | 10.570     | 2.40       | 10.387     |
| CHILD ABUSE & NEGLECT                    | 0145-2134 | 1873-7757 | SOCIAL WORK - SSCI | 17,406            | 3.928      | 1.61       | 5.070      |
| AMERICAN JOURNAL OF COMMUNITY PSYCHOLOGY | 0091-0562 | 1573-2770 | SOCIAL WORK - SSCI | 8,750             | 3.554      | 1.27       | 4.377      |
| JOURNAL OF SOCIAL POLICY                 | 0047-2794 | 1469-7823 | SOCIAL WORK - SSCI | 2,414             | 3.269      | 1.63       | 4.228      |
| FAMILY RELATIONS                         | 0197-6664 | 1741-3729 | SOCIAL WORK - SSCI | 4,682             | 3.082      | 1.22       | 3.582      |

# Journal Impact Factor / 5-year Impact Factor

Journal Citation Reports (JCR)

The world's leading journals and publisher-neutral data

**social work**

**SOCIAL WORK**

SOCIAL WORK RESEARCH

HEALTH & SOCIAL WORK

SOCIAL WORK EDUCATION

Journal of **Social Work**

See all 46 results >

CATEGORY NAME  
**SOCIAL WORK**

ISSN/eISSN

0037-8046 / 1545-6846

1070-5309 / 1545-6838

0360-7283 / 1545-6854

0261-5479 / 1470-1227

1468-0173 / 1741-296X

NUMBER OF JOURNALS  
100 journals

E.g. Check the journal "Social Work"

## Journal Citation Reports

Browse journals

JIF

5-year impact factor

Home > Journal profile

JCR YEAR

2020

**SOCIAL WORK**

ISSN  
0037-8046

EISSN  
1545-6846

| Year | Total Citations | Journal impact factor | JIF without self-cites | 5 Year Impact Factor | Immediacy Index | Citable items | % of articles in Citable items | Average JIF Percentile |
|------|-----------------|-----------------------|------------------------|----------------------|-----------------|---------------|--------------------------------|------------------------|
| 2020 | 2,770           | 2.290                 | 2.242                  | 3.331                | 0.629           | 35            | 100.00                         | 71.591                 |
| 2019 | 2,029           | 1.817                 | 1.733                  | 2.421                | 0.294           | 34            | 97.06                          | 85.227                 |
| 2018 | 1,979           | 1.419                 | 1.290                  | 2.480                | 0.250           | 28            | 100.00                         | 75.581                 |
| 2017 | 1,973           | 1.667                 | 1.381                  | 2.623                | 0.219           | 32            | 100.00                         | 70.238                 |
| 2016 | 1,749           | 2.081                 | 1.806                  | 2.331                | 0.233           | 30            | 100.00                         | 89.286                 |

EDITION  
Social Sciences Citation Index (SSCI)

CATEGORY  
SOCIAL WORK - SSCI

# Journal ranking by Scimago

Journal ranking by Scimago Journal & Country Rank

- <https://www.scimagojr.com/journalrank.php> or Google with the journal's name
- Journal name → click the selected journal.
- Scroll down and found H-INDEX of the journal
- Scroll further down to the first graph and click at this SJR (Scimago Journal Rank) graph to show the current SJR index.

# Scholarship Productivity:

**Web of Science**

**Scopus**

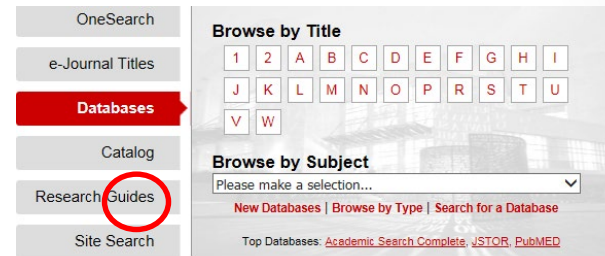
**Google Scholar**

**ResearchGate**

# Scholar Impact: Web of Science

- Go to your university library **databases** and find “Web of Science”

- <http://info.lib.uh.edu/> (UH)
- **W**→Web of Science



Authors→Name Search→ Last and First Name

OR: Author Identifiers (ResearcherID or ORCID)

DOCUMENTS **AUTHORS** CITED REFERENCES

Search for an author to see their author record. An author record is a set of Web of Science Core Collection documents likely authored by the same person. You can claim and verify your author record from your author record page.

Name Search

Last Name

First Name and Middle Initial(s)

**Last Name is Required**

(Read “Author Metrics” for scholar productivity and impact.)

# Scholar Impact (cont'd)

- On the selected author page, click

View public profile



PUBLICATIONS

88

TOTAL TIMES CITED

652

H-INDEX

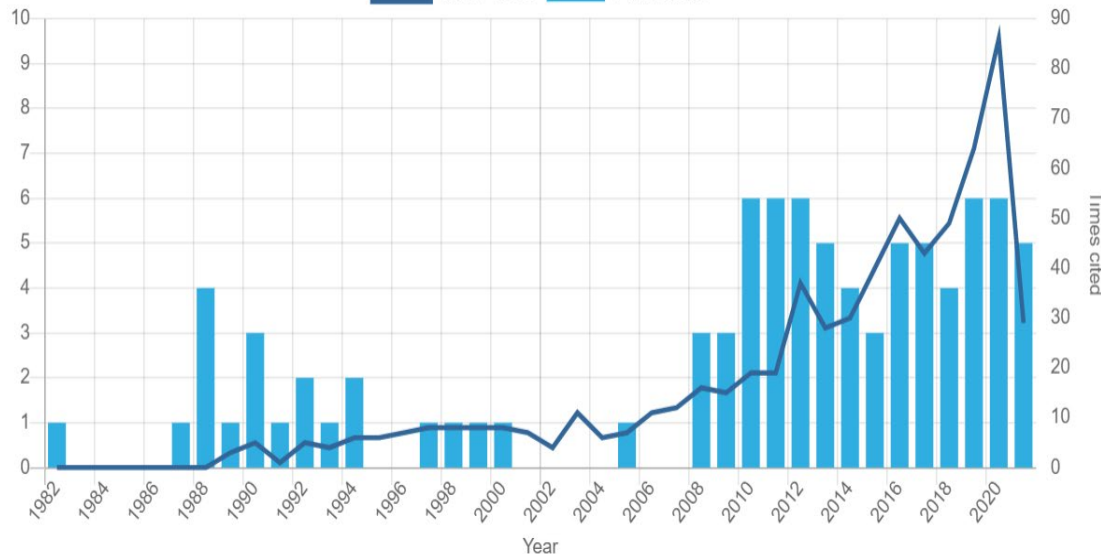
15<sup>②</sup>

VERIFIED REVIEWS

161

Your impact over time

Times Cited Publications



- Summary
- Metrics**
- Publications
- Peer review



# Scopus

Use your library system to search the Scopus database:


Databases → S → Scopus

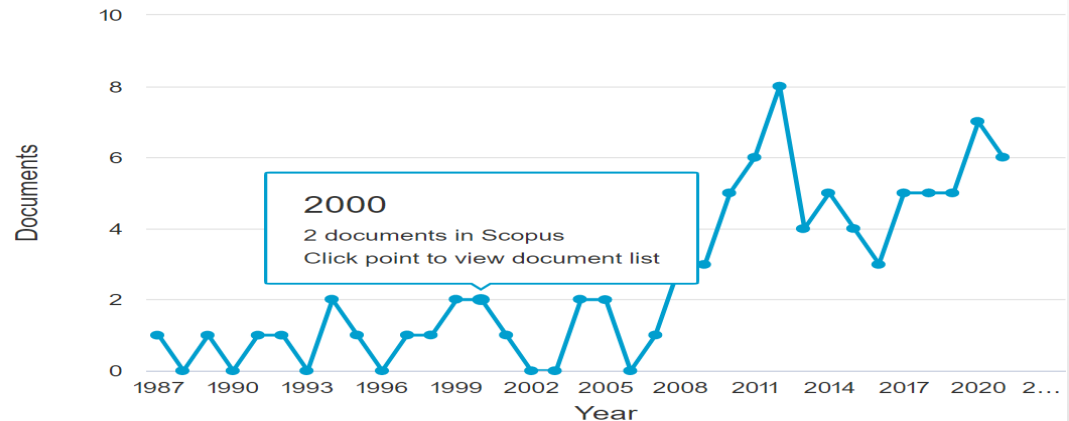
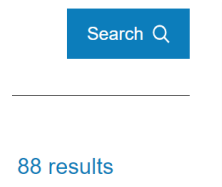
Authors → Enter last name, Enter first name

(or Search using: ORCID) → Search

(choose the name(s) of the author; if the scholar has more than one name, choose all of them)

→ click at the number of “results” (e.g., 88 results)

→  Analyze search results



# Scopus

Click “View citation overview” and “View h-graph”

Analyze search results

Show all abstracts Sort on: [Date \(](#)

All [Export](#) [Download](#) [View citation overview](#) [View cited by](#) [Save to list](#)

[Export](#) [Print](#)

Document *h*-index : 15 [View \*h\*-graph ?](#)

# GOOGLE SCHOLAR PROFILE

**Check Google Scholar productivity report**  
**See the steps on the following pages**

# Step 1 – See if Google Scholar Profile is available

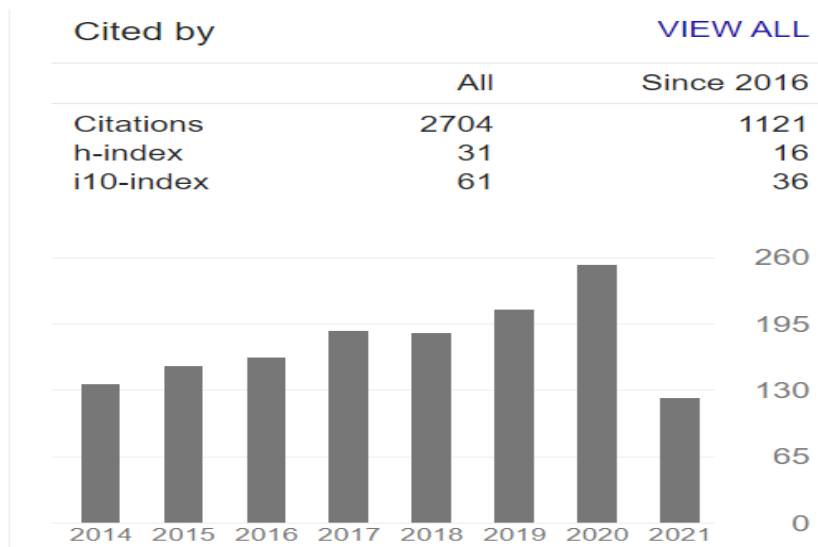
a. Go to <http://scholar.google.com/>



Type in scholar's name, and search

**b. If the scholar has set up Google Scholar profile, you will be able to find his/her profile, click on the name to view number of citation, h-index, and i10-index**

Click at the scholar's name and find the impact graph:



# Research Gate

# www.researchgate.net

ResearchGate

Recruit researchers


Join for free


Log in

## Advance your research

Discover scientific knowledge, and make your research visible.

Join for free

 Connect with LinkedIn

 Connect with Facebook

# Add your profile

- Add your profile first
- Search articles based on your name
- Add articles by title
- If look for another scholar, use the SEARCH function, find the scholar
- → Scores (RG score, h-index)



# Summary (example only)

## Source of Citation Results

|                     | Web of Science | Scopus | ResearchGate | Google Scholar |
|---------------------|----------------|--------|--------------|----------------|
| Total Publications  |                |        |              |                |
| Number of citations |                |        |              |                |
| h-index             |                |        |              |                |
| i10-index           |                |        |              |                |
| RG score            |                |        |              |                |

Please note that all sources of citation reports vary in terms of what journals or other publications are included. In some institutions, they use only one source which may underestimate the impact of an author who published mainly in certain journals or books.

# Visit the Journal List

[Journals - University of Houston \(uh.edu\)](#)

(click at “Journals List with Impact Factors”)

Questions??

[mcheung@uh.edu](mailto:mcheung@uh.edu) or [pleung@uh.edu](mailto:pleung@uh.edu)