



FALL ADDRESS

RENU KHATOR, PRESIDENT
OCTOBER 4, 2011

A GREAT YEAR!





JANUARY 2011



Carnegie Foundation for the Advancement of Teaching



*The Top
American
Research
Universities*

2010 Annual Report

The Center for Measuring University Performance


Elizabeth D. Capaldi
John V. Lombardi
Craig W. Abbey
Diane D. Craig

TARU TOP 50

MAY 2011

UNIVERSITY of HOUSTON

JULY 2011





STUDENT SUCCESS

Measure	2008	2011
Freshman Retention Rate	77%	81%
Graduation Rate (6 Year)	43%	46%
Percentage of Freshmen in top 20% of high school class	46%	55%
Freshmen Acceptance Rate	77%	63%
Average SAT	1055	1114
Enrollment	34,663	39,825

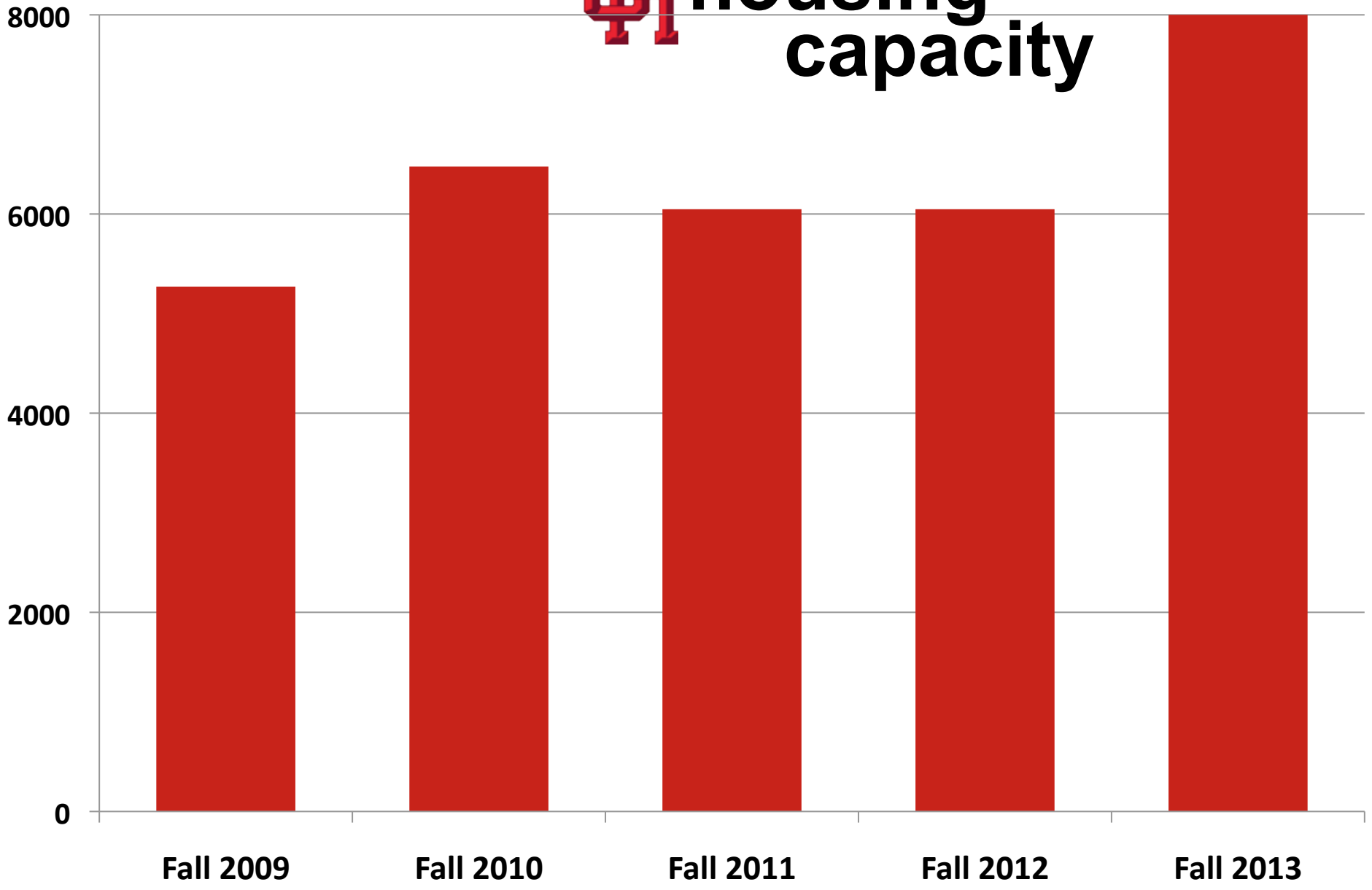


create a residential environment

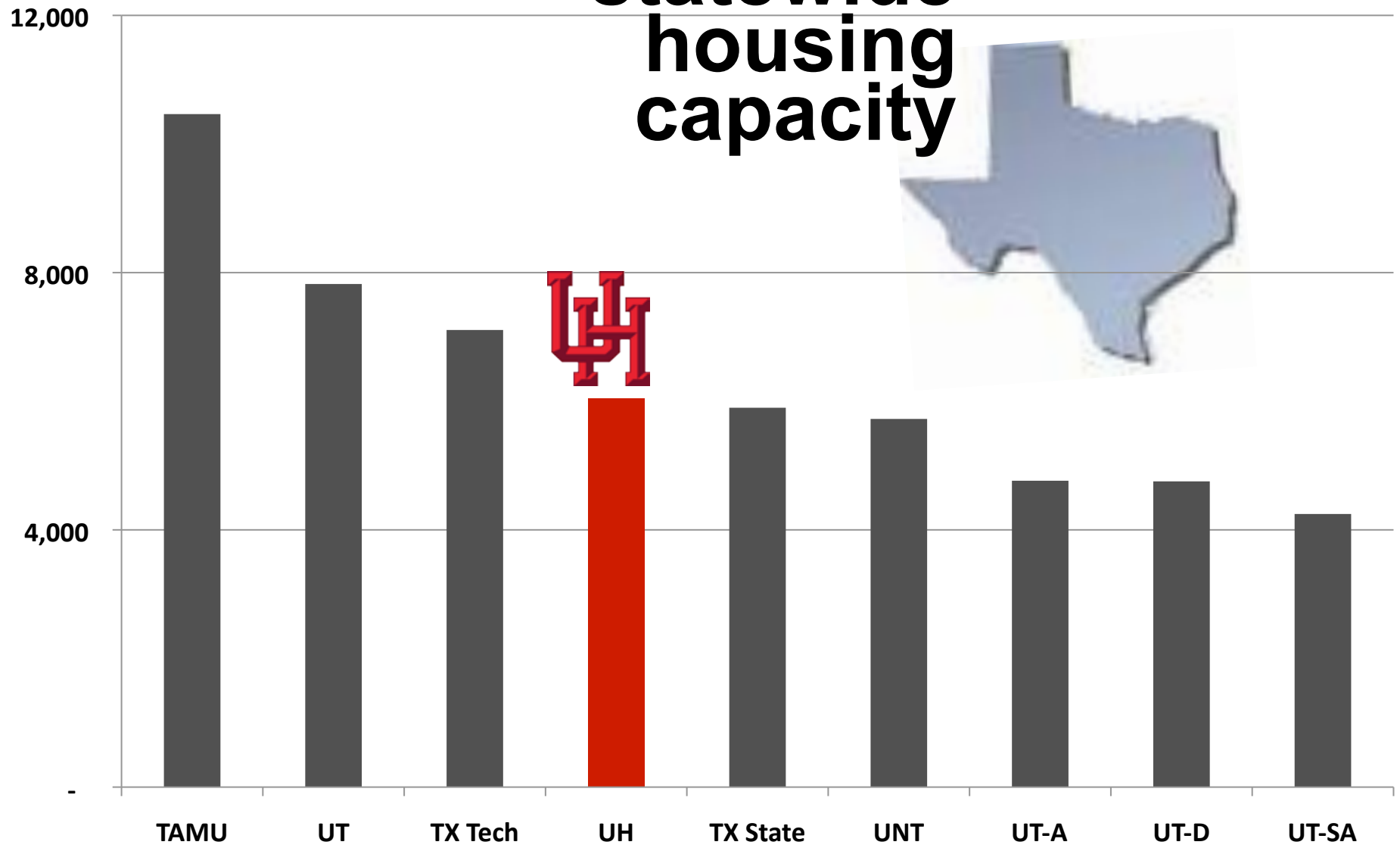




housing capacity



statewide housing capacity



**ConocoPhillips
Petroleum
Engineering
Building**

AFFORDABILITY

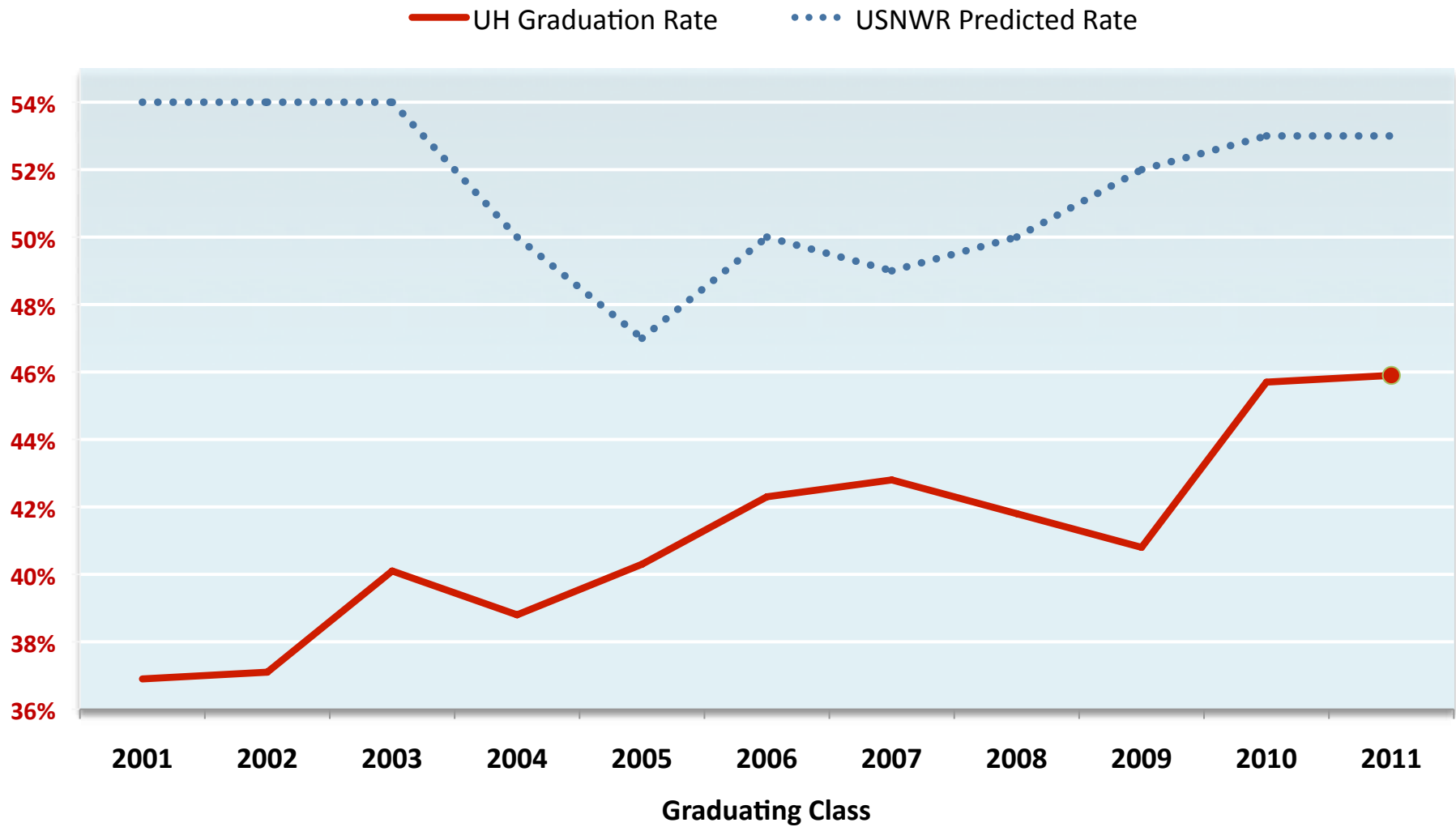
***U.S. News & World Report* ranks**



#12 nationally

**for graduating
students with
least amount
of debt!**

“NO-EXCUSE PRIORITY”: IMPROVE GRADUATION RATE

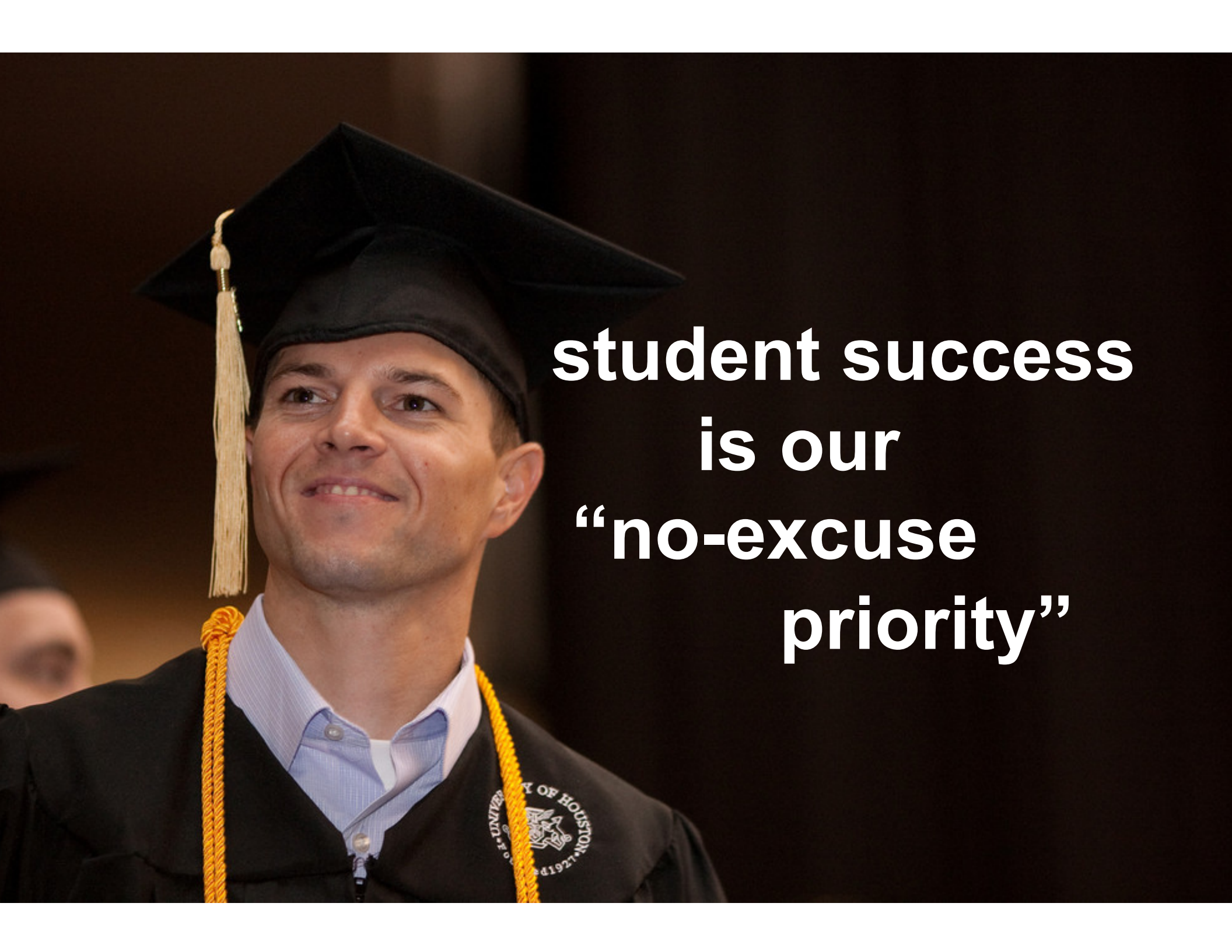


**increase graduation
rate to 53%**



**student athletes
breaking
records**





**student success
is our
“no-excuse
priority”**

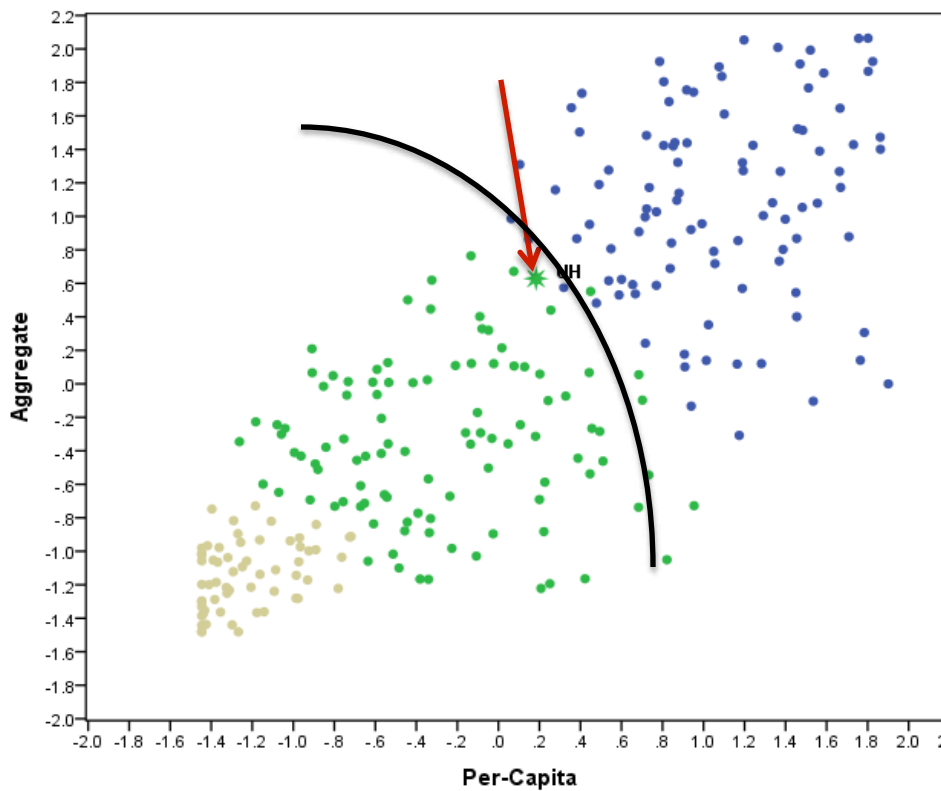


RESEARCH

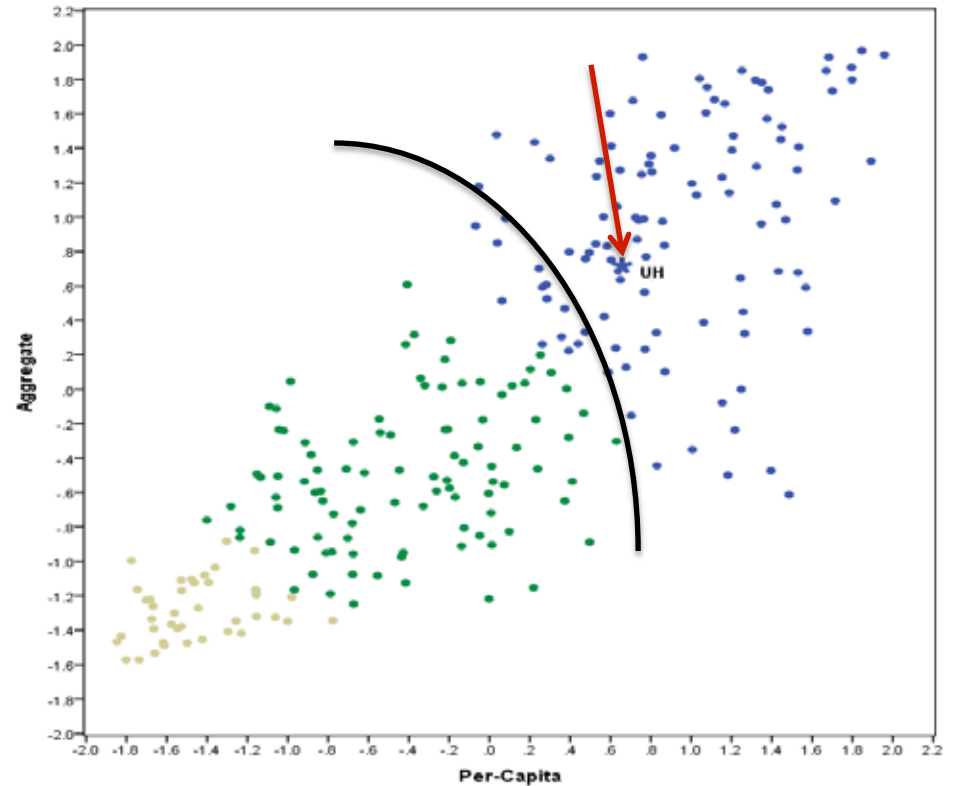
Measure	2008	2011
Total Research Expenditures	\$73.5 M	\$119.8 M
Federal Research Expenditures	\$40.1 M	\$52.9 M
Number of Programs in US News Top 50	4	8
Number of Citations	20,828	25,423
Number of Doctorates Awarded	239	301
Number of Postdoctoral Appointees	158	210

CARNEGIE: UH PERFORMANCE

2005



2010



THREE TOP 50 AND TWO ON THE CUSP

2010 UH Performance on the Nine TARU Measures

	2010 Performance	UH Rank Among Publics
Total Research X \$1000	\$ 84,490	104
Federal Research X \$1000	\$ 43,162	110
Endowment Assets X \$1000	\$ 441,725	45 ←
Annual Giving X \$1000	\$ 73,214	50 ←
National Academy Members	8	41 ←
Faculty Awards	1	179
Doctorates Granted	231	54 ←
Postdoctoral Appointees	173	55 ←
SAT/ACT Range	450-570, 490-600	178

JOHN LEE, PH.D.

**Hugh Roy and Lillie Cranz Cullen Distinguished University Chair
Cullen College of Engineering ■ National Academy of Engineering**

JOSEPH COLACO, PH.D.

Gerald D. Hines College of Architecture ■ National Academy of Engineering

BENTON BAUGH, PH.D.

Cullen College of Engineering ■ National Academy of Engineering





REBECCA LEE, PH.D.

Associate Professor of Nutrition ■

Department of Health & Human Performance ■

College of Liberal Arts & Social Sciences ■ Fulbright

Fellowship

VASSILIY LUBCHENKO, PH.D.

Assistant Professor, Department of Chemistry ■

College of Natural Sciences & Mathematics ■

Sloan Research

Fellowship

UH REVENUE: TECHNOLOGY COMMERCIALIZATION



NATIONALLY RANKED PROGRAMS

- #1 Entrepreneurship** *Entrepreneur*
- #6 Healthcare Law** *U.S. News & World Report*
- #6 Intellectual Property Law** *U.S. News & World Report*
- #8 Part-time Law** *U.S. News & World Report*
- #21 Entrepreneurship** *U.S. News & World Report*
- #34 Law** *Super Lawyers*
- #36 Chemical Engineering** *U.S. News & World Report*
- #36 Social Work** *U.S. News & World Report*
- #38 Industrial/Manufacturing Engineering** *U.S. News & World Report*
- #50 Part-time M.B.A** *U.S. News & World Report*



My Alvarado
Moses Center
Class of 2011

Taylor Rabino
Moses Center
Class of 2011

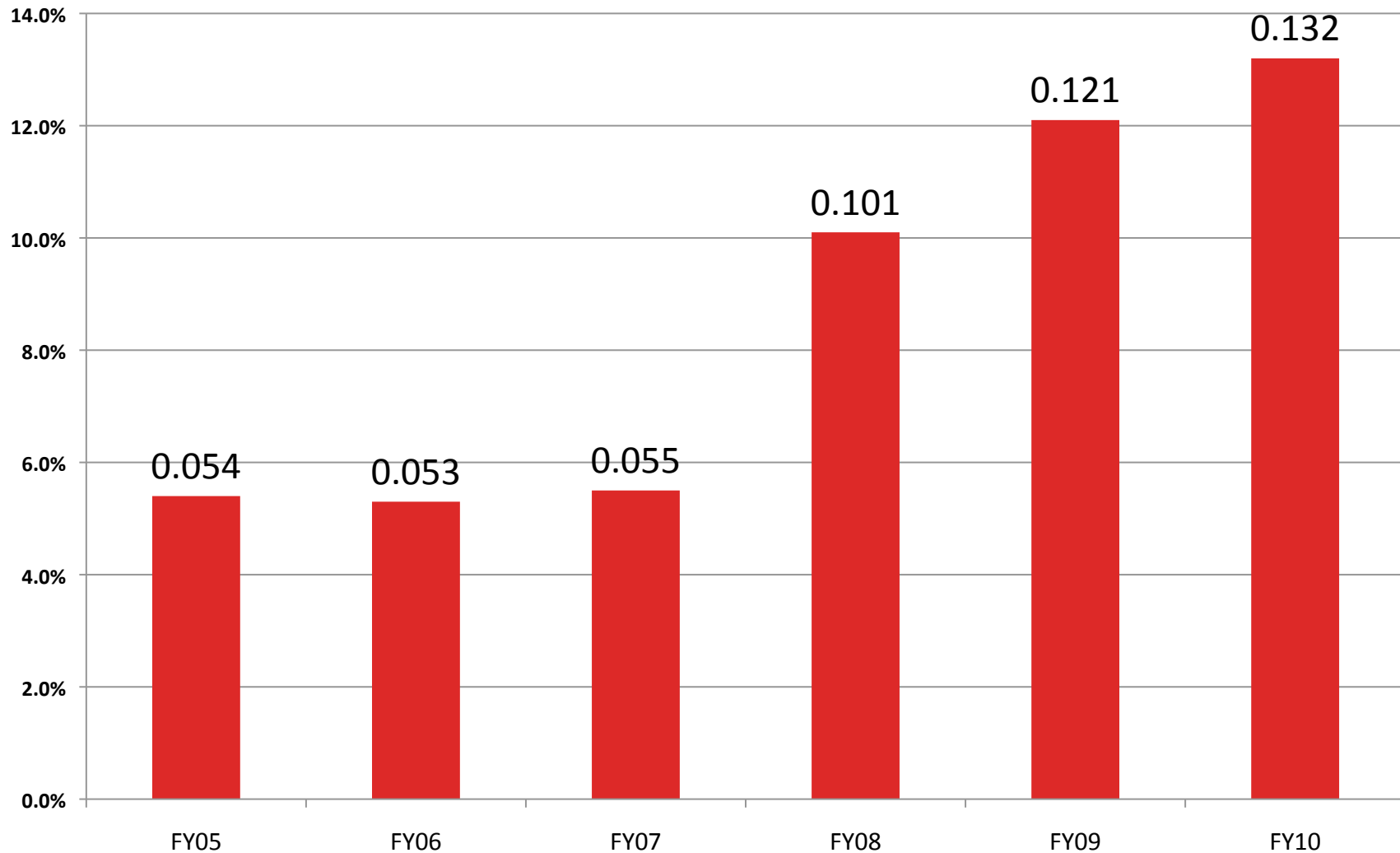




COMPETITIVE RESOURCES

Measure	2008	2011
Total State Appropriations per FTE Student	\$6,695	\$6,995
Total Expenditures per FTE Student	\$19,413	\$20,135
Endowment	\$583.7 M	\$490.9 M
Total Annual Giving/New Commitments	\$48.6 M	\$102.4 M
Alumni Giving Rate	5%	13%

ALUMNI PARTICIPATION RATE



CONSTRUCTION PROJECTS



UNIVERSITY of HOUSTON

UNIVERSITY of
HOUSTON

A GREAT YEAR!